


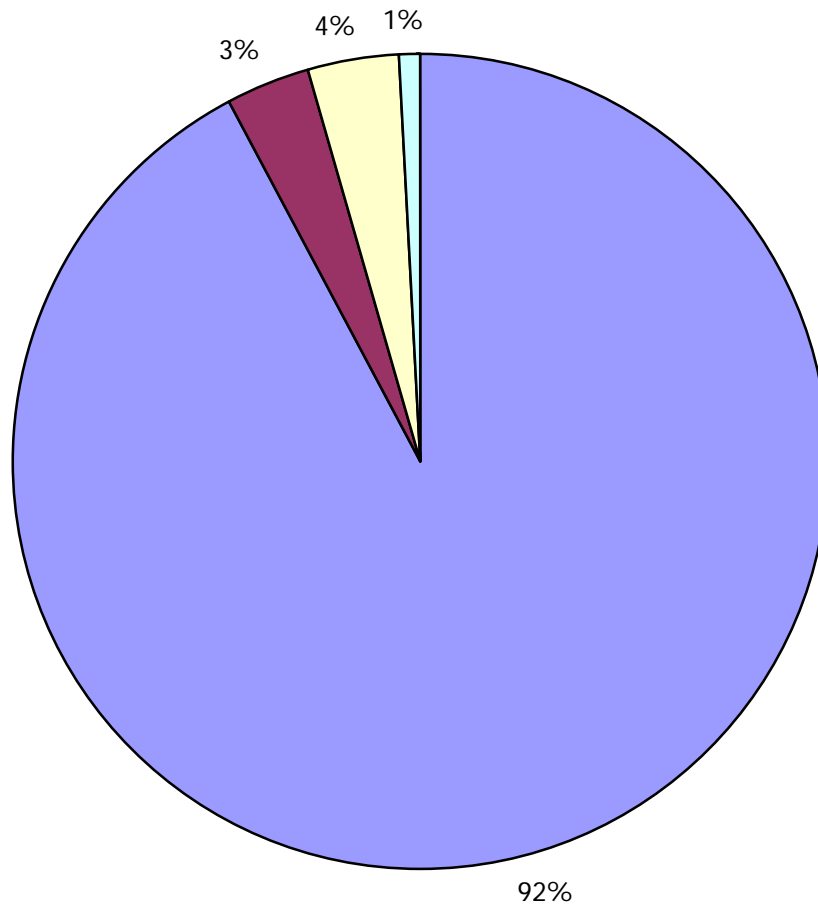
MFPL Collection Statistics

	Actual 2005	Actual YTD 2006	July	August	September	October	November	December	January	February	March	April
Books	71,440		71,857	72,217	72,466	72,726	73,064					
Audio	2,631		2,645	2,657	2,665	2,673	2,684					
Video	2,744		2,762	2,778	2,788	2,800	2,814					
All Other	613		618	621	624	627	631					
Total	77,428		77,882	78,273	78,544	78,827	79,194	79,194	79,194	79,194	79,194	79,194
Items Added	5,493	2,759	648	578	471	479	583					
Items Withdrawn	933	993	194	187	200	196	216					
Net Increase		1,766	454	391	271	283	367	0	0	0	0	0

MFPL Collection Statistics

	Actual 2005	Actual YTD 2006	May	June
Books	71,440			
Audio	2,631			
Video	2,744			
All Other	613			
Total	77,428		79,194	79,194
Items Added	5,493	2,759		
Items Withdrawn	933	993		
Net Increase		1,766	0	0

Collection Size as of November 2006

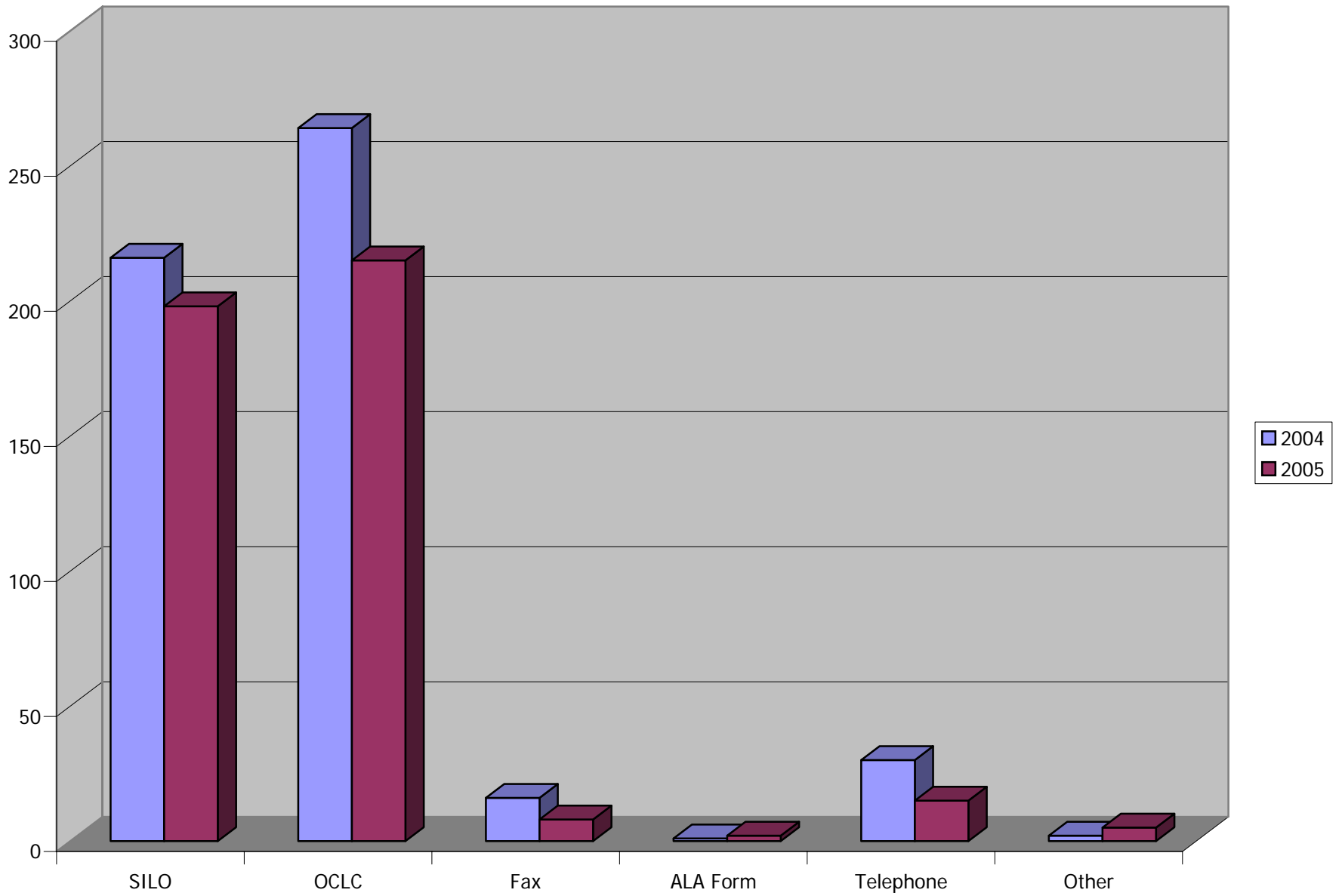


ILL Statistics 2005

	Actual 2004	Actual YTD 2005	July	August	September	October	November	December	January	February	March	April	May	June
ILL Received														
SILO	216	198	15	12	17	18	13	7	15	17	18	23	29	14
OCLC	264	215	13	12	21	19	12	26	26	26	8	20	15	17
Fax	16	8	0	0	0	0	0	1	2	1	3	0	0	1
ALA Form	1	2	0	1	0	0	0	0	0	0	0	1	0	0
Telephone	30	15	0	0	1	2	1	0	3	0	3	3	1	1
Other	2	5	0	1	0	1	1	0	1	0	0	0	1	0
Total ILL Received	529	443	28	26	39	40	27	34	47	44	32	47	46	33
ILL Provided														
SILO	367	357	29	34	35	33	39	20	15	35	24	29	27	37
OCLC	317	302	23	27	31	26	20	31	13	33	25	35	23	15
Fax	17	26	0	1	2	4	0	2	2	4	2	4	1	4
ALA Form	3	9	0	1	3	0	1	1	1	1	0	0	1	0
Telephone	17	26	1	1	4	3	1	5	3	1	2	2	1	2
Other	19	23	1	1	2	1	0	4	4	2	4	3	0	1
Total ILL Provided	740	743	54	65	77	67	61	63	38	76	57	73	53	59

ILL Statistics 2006

	Actual 2005	Actual YTD 2006	July	August	September	October	November	December	January	February	March	April	May	June
ILL Received														
SILO	198	85	17	14	19	20	15							
OCLC	215	98	18	16	25	23	16							
Fax	8	2	0	0	2	0	0							
ALA Form	2	0	0	0	0	0	0							
Telephone	15	9	0	0	3	4	2							
Other	5	1	0	0	0	0	1							
Total ILL Received	443	195	35	30	49	47	34	0	0	0	0	0	0	0
ILL Provided														
SILO	357	175	30	35	36	34	40							
OCLC	302	135	25	29	33	27	21							
Fax	26	4	0	0	1	3	0							
ALA Form	9	2	0	0	2	0	0							
Telephone	26	5	0	0	3	2	0							
Other	23	1	0	0	1	0	0							
Total ILL Provided	743	322	55	64	76	66	61	0	0	0	0	0	0	0



MFPL Book Discussion

Book Discussion Registration for April									
First Name	Last Name	Street Address	City	State	Zip	Phone	E-mail address	Received Copy of Book?	Bring Treats?
Heidi	Glock	186 Rosebud Ct	Mulholland Falls	IA	59876	515-555-0186	hkglock@dogs.com	April	April
Phil	Harris	9871 Kiwi Ln	Zealand	IA	59740	515-555-9871	harris@mchsi.com	April	February
Samantha	Spade	7841 Dogwood Ln	Zealand	IA	59740	515-555-7841	spade@yahoo.com	April	September
Yolanda	Jones	1278 Maple St	Mulholland Falls	IA	59876	515-555-1278	yolanda@hotmail.com	April	January
Jack	Hurley	84593 County Rd 3	Niagara	IA	58749	515-555-8459	jackaroo@hotmail.com	February	July
Joe	Rogan	5874 Green Ave	Mulholland Falls	IA	59876	515-555-5874	joe_ro@gmail.com	January	June
Jo	Frost	2847 Elm Dr	Mulholland Falls	IA	59876	515-555-2847	Jo_Frost@gmail.com	March	May
Mike	Griffin	4876 Main St	Mulholland Falls	IA	59876	515-555-4876	mgriffin@yahoo.com	March	March
Totals for April								4	

MFPL Board Report

	Actual 2005	Actual YTD 2006	July	August	September	October	November	December
Income	\$531,328.00	\$467,592.43	\$422,500.00	\$2,812.43	\$2,750.00	\$12,967.00	\$26,563.00	\$0.00
Expenditures	\$531,328.00	\$198,151.17	\$47,094.20	\$40,239.38	\$37,231.37	\$35,966.54	\$37,619.68	\$0.00
Collection	77,428							
Added	5,493	2,759	648	578	471	479	583	0
Withdrawn	933	993	194	187	200	196	216	0
Circulation	184,150	84,402	18,309	16,189	15,938	16,677	17,289	0
ILL Received	443	195	35	30	49	47	34	0
ILL Provided	743	322	55	64	76	66	61	0
Registered Borrowers	10,347		10,413	10,479	10,545	10,611	10,677	
Library Visits	130,126	60,609	12,478	11,877	12,879	11,479	11,896	
Reference Transactions	408	135	27	29	28	21	30	
Electronic Resource Users	27,196	11,995	2,092	2,356	2,196	2,895	2,456	

MFPL Board Report

	Actual 2005	Actual YTD 2006	January	February	March	April	May	June
Income	\$531,328.00	\$467,592.43	\$0.00	\$0.00	\$0.00	\$0.00	\$0.00	\$0.00
Expenditures	\$531,328.00	\$198,151.17	\$0.00	\$0.00	\$0.00	\$0.00	\$0.00	\$0.00
Collection	77,428							
Added	5,493	2,759	0	0	0	0	0	0
Withdrawn	933	993	0	0	0	0	0	0
Circulation	184,150	84,402	0	0	0	0	0	0
ILL Received	443	195	0	0	0	0	0	0
ILL Provided	743	322	0	0	0	0	0	0
Registered Borrowers	10,347							
Library Visits	130,126	60,609						
Reference Transactions	408	135						
Electronic Resource Users	27,196	11,995						

Mulholland Falls Library Budget

	Actual 2005	Budget 2006	Actual YTD 2006	Difference	July	August	September	October	November	December	January
Income											
City	\$392,835.00	\$420,000.00	\$420,000.00	\$0.00	\$420,000.00	\$0.00	\$0.00	\$0.00	\$0.00	\$0.00	
County	\$37,078.00	\$25,000.00	\$24,563.00	(\$437.00)	\$0.00	\$0.00	\$0.00	\$0.00	\$24,563.00		
State	\$12,339.00	\$11,000.00	\$10,967.00	(\$33.00)	\$0.00	\$0.00	\$0.00	\$10,967.00	\$0.00		
Foundation	\$75,000.00	\$25,000.00	\$10,000.00	(\$15,000.00)	\$2,000.00	\$2,000.00	\$2,000.00	\$2,000.00	\$2,000.00		
Friends	\$14,076.00	\$8,000.00	\$2,062.43	(\$5,937.57)	\$500.00	\$812.43	\$750.00	\$0.00	\$0.00		
Total Income	\$531,328.00	\$489,000.00	\$467,592.43	(\$21,407.57)	\$422,500.00	\$2,812.43	\$2,750.00	\$12,967.00	\$26,563.00	\$0.00	\$0.00
Expenditures											
Salaries and Wages	\$173,420.00	\$195,000.00	\$82,640.41	\$112,359.59	\$16,800.48	\$15,895.23	\$17,584.98	\$16,179.86	\$16,179.86		
Employee Benefits	\$86,710.00	\$98,000.00	\$40,833.35	\$57,166.65	\$8,166.67	\$8,166.67	\$8,166.67	\$8,166.67	\$8,166.67		
Print Materials	\$44,550.14	\$36,000.00	\$17,991.48	\$18,008.52	\$4,189.54	\$4,865.32	\$3,412.89	\$2,948.86	\$2,574.87		
Serial Subscriptions	\$3,568.42	\$4,000.00	\$0.00	\$4,000.00	\$0.00	\$0.00	\$0.00	\$0.00	\$0.00		
Microforms	\$0.00	\$0.00	\$0.00	\$0.00	\$0.00	\$0.00	\$0.00	\$0.00	\$0.00		
Videos	\$18,945.17	\$20,000.00	\$9,993.29	\$10,006.71	\$2,587.49	\$2,187.54	\$1,485.23	\$1,987.45	\$1,745.58		
Audios	\$17,842.69	\$10,000.00	\$5,427.99	\$4,572.01	\$1,475.25	\$1,478.58	\$754.15	\$825.45	\$894.56		
Electronic Resources	\$3,589.23	\$4,000.00	\$1,975.00	\$2,025.00	\$1,750.00	\$0.00	\$0.00	\$225.00	\$0.00		
Computer Software	\$2,125.00	\$3,000.00	\$1,825.45	\$1,174.55	\$1,750.00	\$0.00	\$0.00	\$0.00	\$75.45		
Other Materials	\$12,832.35	\$3,000.00	\$1,257.50	\$1,742.50	\$487.52	\$187.45	\$347.87	\$147.21	\$87.45		
Plant Operation	\$75,597.15	\$110,000.00	\$32,029.74	\$77,970.26	\$6,299.76	\$7,458.59	\$5,479.58	\$4,896.57	\$7,895.24		
Equipment	\$25,437.85	\$6,000.00	\$4,176.96	\$1,823.04	\$3,587.49	\$0.00	\$0.00	\$589.47	\$0.00		
Capital Expense	\$66,710.00	\$0.00	\$0.00	\$0.00	\$0.00	\$0.00	\$0.00	\$0.00	\$0.00		
Total Expenditures	\$531,328.00	\$489,000.00	\$198,151.17	\$290,848.83	\$47,094.20	\$40,239.38	\$37,231.37	\$35,966.54	\$37,619.68	\$0.00	\$0.00
Balance	\$0.00	\$0.00	\$269,441.26								

Mulholland Falls Library Budget

	Actual 2005	Budget 2006	Actual YTD 2006	Difference	February	March	April	May	June
Income									
City	\$392,835.00	\$420,000.00	\$420,000.00	\$0.00					
County	\$37,078.00	\$25,000.00	\$24,563.00	(\$437.00)					
State	\$12,339.00	\$11,000.00	\$10,967.00	(\$33.00)					
Foundation	\$75,000.00	\$25,000.00	\$10,000.00	(\$15,000.00)					
Friends	\$14,076.00	\$8,000.00	\$2,062.43	(\$5,937.57)					
Total Income	\$531,328.00	\$489,000.00	\$467,592.43	(\$21,407.57)	\$0.00	\$0.00	\$0.00	\$0.00	\$0.00
Expenditures									
Salaries and Wages	\$173,420.00	\$195,000.00	\$82,640.41	\$112,359.59					
Employee Benefits	\$86,710.00	\$98,000.00	\$40,833.35	\$57,166.65					
Print Materials	\$44,550.14	\$36,000.00	\$17,991.48	\$18,008.52					
Serial Subscriptions	\$3,568.42	\$4,000.00	\$0.00	\$4,000.00					
Microforms	\$0.00	\$0.00	\$0.00	\$0.00					
Videos	\$18,945.17	\$20,000.00	\$9,993.29	\$10,006.71					
Audios	\$17,842.69	\$10,000.00	\$5,427.99	\$4,572.01					
Electronic Resources	\$3,589.23	\$4,000.00	\$1,975.00	\$2,025.00					
Computer Software	\$2,125.00	\$3,000.00	\$1,825.45	\$1,174.55					
Other Materials	\$12,832.35	\$3,000.00	\$1,257.50	\$1,742.50					
Plant Operation	\$75,597.15	\$110,000.00	\$32,029.74	\$77,970.26					
Equipment	\$25,437.85	\$6,000.00	\$4,176.96	\$1,823.04					
Capital Expense	\$66,710.00	\$0.00	\$0.00	\$0.00					
Total Expenditures	\$531,328.00	\$489,000.00	\$198,151.17	\$290,848.83	\$0.00	\$0.00	\$0.00	\$0.00	\$0.00
Balance	\$0.00	\$0.00	\$269,441.26						